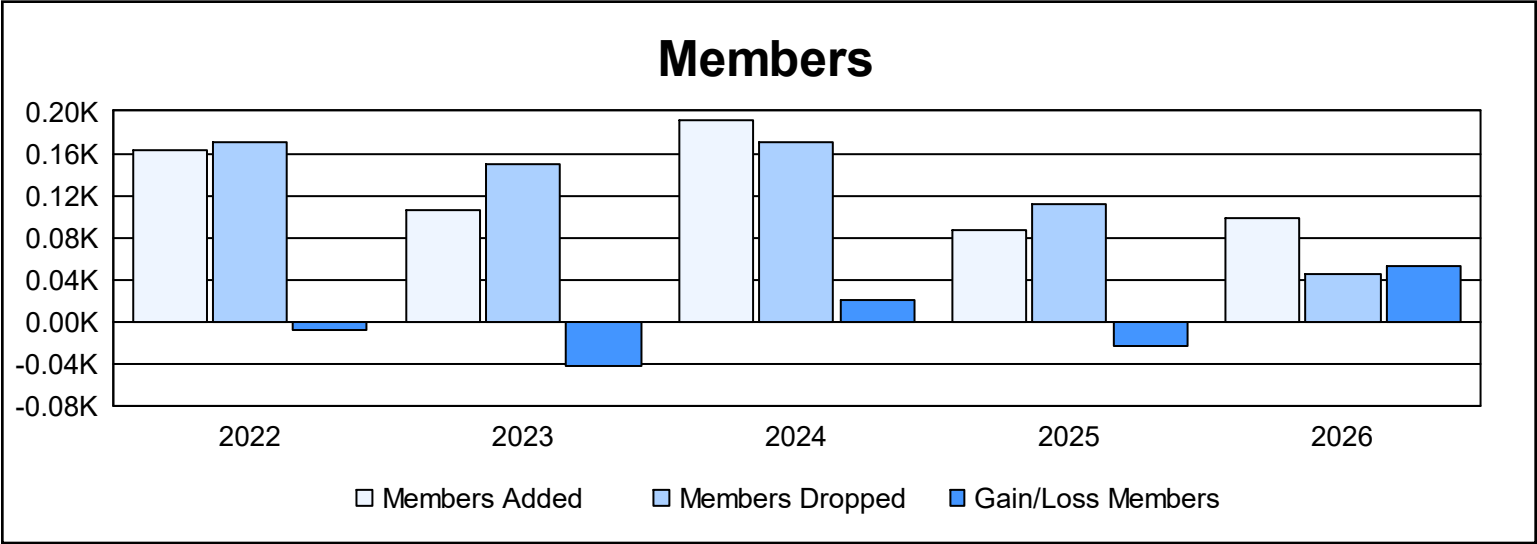
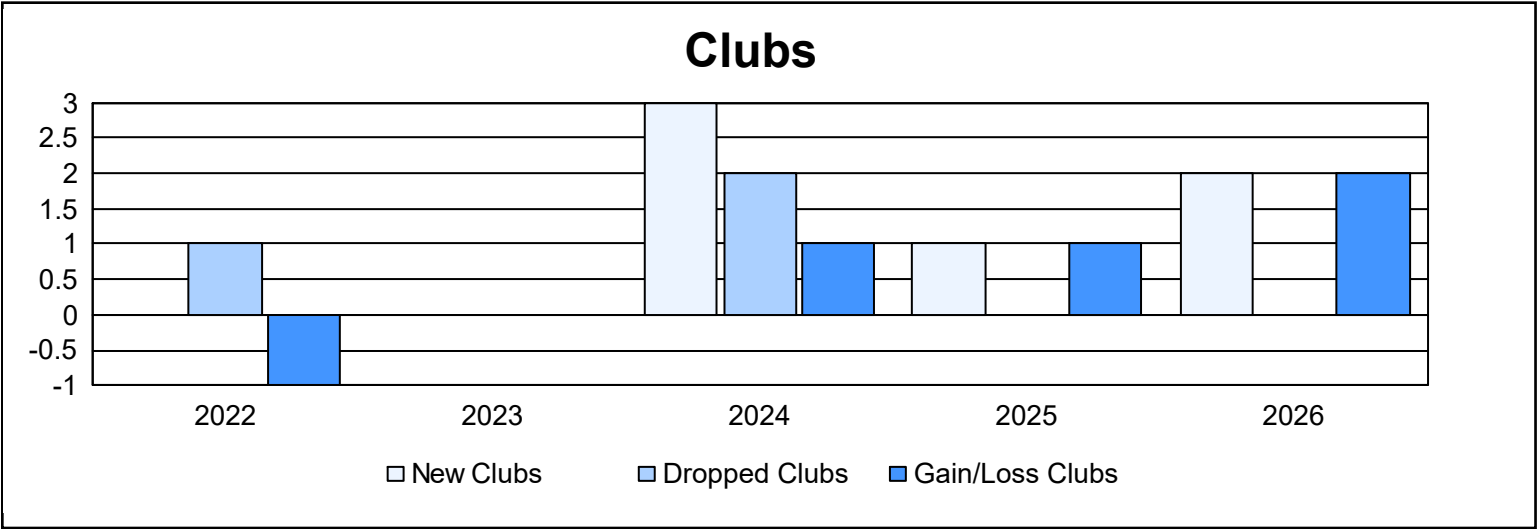
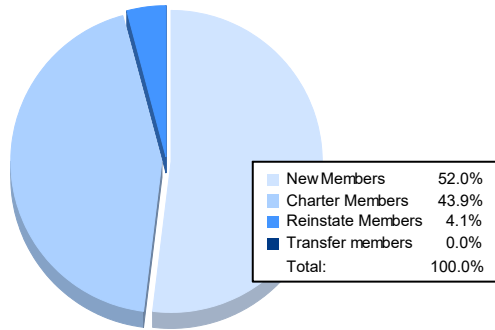


| Year | New Clubs | Dropped Clubs | Gain/ Loss Clubs | New Members | Charter Members | Reinstate Members | Transfer Members | Total Member Added | Total Members Dropped | Gain/ Loss Members |
|-----------|-----------|---------------|------------------|-------------|-----------------|-------------------|------------------|--------------------|-----------------------|--------------------|
| 2021-2022 | 0 | 1 | -1 | 147 | 1 | 4 | 10 | 162 | 171 | -9 |
| 2022-2023 | 0 | 0 | 0 | 89 | 1 | 4 | 12 | 106 | 149 | -43 |
| 2023-2024 | 3 | 2 | 1 | 116 | 63 | 6 | 6 | 191 | 171 | 20 |
| 2024-2025 | 1 | 0 | 1 | 64 | 15 | 5 | 3 | 87 | 111 | -24 |
| 2025-2026 | 2 | 0 | 2 | 51 | 43 | 4 | 0 | 98 | 46 | 52 |
| Average | 1 | 1 | 1 | 93 | 25 | 5 | 6 | 129 | 130 | -1 |



Membership Composition October 2025 Cumulative



Gender Composition October 2025 Cumulative

